

# PARIS METRO TICKET AND PASS GUIDE


## TICKET AND PASS FARE ZONES

The Île-de-France region is divided into five fare zones. It starts with central Paris (Zone 1-2) and ends in the suburbs (Zones 3-4-5).

The cost of a ticket or pass is determined by the number of fare zones traveled. To visit the main tourist attractions in central Paris, purchase one of the following:

- Ticket T+
- Mobilis Pass (Zones 1-2)
- Paris Visite Pass (Zones 1-3)
- Navigo Découverte Pass (All Zones 1-5)

Note: Fares are effective as of August 2018



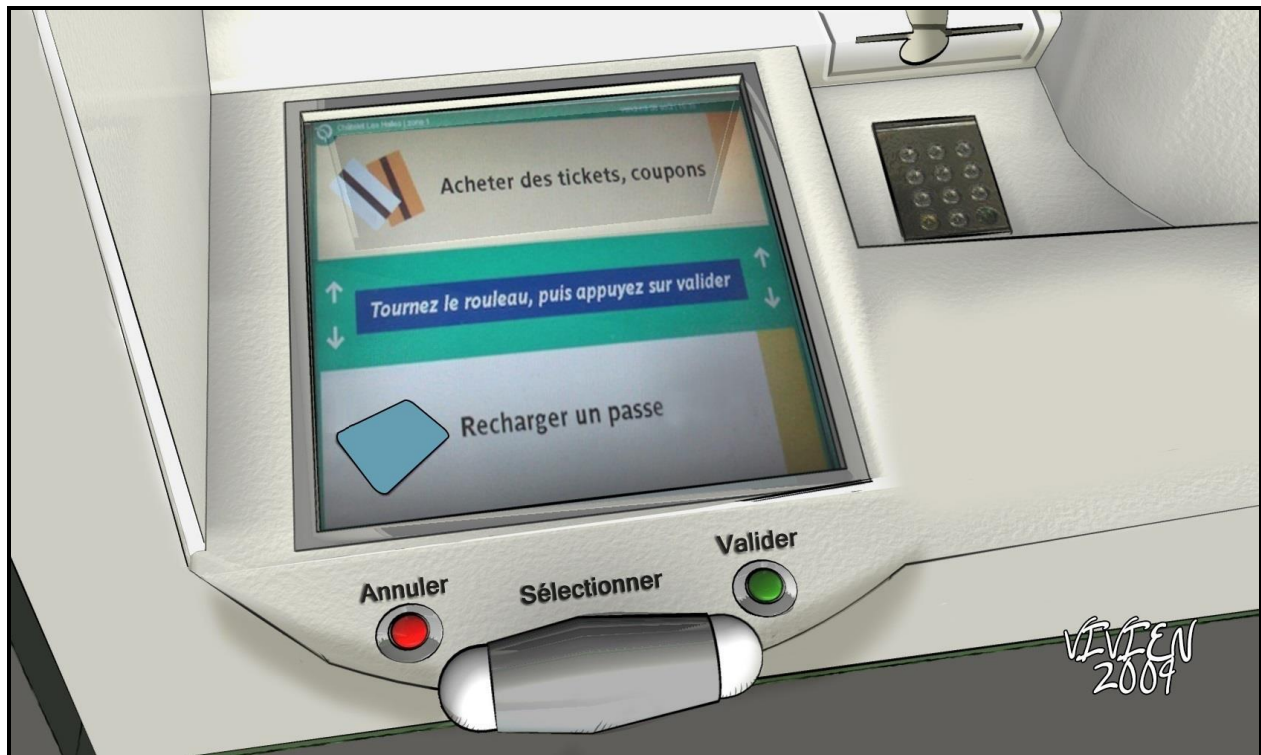
## **SELF-SERVICE VENDING MACHINES**

To ride the Paris Metro, you'll need to buy a ticket or pass. Metro stations use coin-operated, self-service vending machines that dispense tickets and passes.

They accept Euro coins and bills (10, 20 or 50 euros) and credit cards with a smart chip. Not all US credit cards are accepted.

Don't fold, bend or crumple your ticket or pass. Keep it until you exit the Metro. You may need it to change Metro lines or exit the turnstiles at your destination.

**Warning:** Transit agents will issue fines, payable immediately, if you can't produce your ticket or if your pass is not filled out correctly.



## ENGLISH INSTRUCTIONS

Newer ticket vending machines use touchscreen technology with French as the default language. To change the screen instructions to English, find and touch the British flag logo on the screen.

However, older ticket vending machines use a roller bar (*Sélectionner* to scroll) and push buttons (*Annuler* to cancel and *Valider* to select).

On the main menu, you have the choice between (1) *Acheter des tickets, coupons* or (2) *Recharger un passe*.

Select *Acheter des tickets, coupons*.





On the following screen, scroll down and select ***English, Espanol, Deutsch and Italiano***. On the next screen, select English or the British flag logo. Afterwards, the screen instructions will be in English.

## **TICKET T+**

The Metro ticket is called the Ticket T+ (1.90€). It is valid for a single use on all Metro lines and stations in Paris. It has a 2-hour time limit after its initial validation stamp.

Purchase a ***carnet*** (14.90€) for a book of 10 discounted tickets. Children aged 4 - under 10 pay half-price for a carnet and under age 4 are free.

The Ticket T+ has no expiration date. It can be used only once, so be sure to keep your canceled ticket separate from your unused ones.

## **MOBILIS PASS**

The Mobilis Pass (7.50€) is a one-day pass. It grants you access to the Metro (Zones 1-2) for one calendar day.

For example, if you use a Mobilis Pass at 9 a.m. on Wednesday, it will be good until midnight (Wednesday), not 9 a.m. on Thursday.

You can purchase it in advance and is good from the day of first use. It is non-transferable and non-refundable.

To validate your pass, print the date of use (*Valable le ...*) with the day-month-year format, your last name (*NOM*), and your first name (*Prénom*) on the reusable magnetic ticket.

## **PARIS VISITE PASS**

The Paris Visite Pass grants you unrestricted access to the Metro for one, two, three or five consecutive calendar days. For example, if you use a three-day Paris Visite Pass at 2 p.m. on Sunday, it will be good until midnight on Tuesday.

The price of the Paris Visite Pass depends on how many days and zones selected. Children aged 4 - under 12 pay half-price, and children under age 4 are free.

You can purchase it in advance and is good from the day of first use. It is non-transferable and non-refundable.

Also, the Paris Visite Pass entitles you to discounts at selected tourist attractions with participating partners (link below).

[https://www.transilien.com/sites/default/files/atoms/files/paris-visite\\_avril\\_2019-2020\\_1.pdf](https://www.transilien.com/sites/default/files/atoms/files/paris-visite_avril_2019-2020_1.pdf)

To validate your pass, print your last name (**NOM**), your first name (**Prénom**) on the reusable magnetic ticket. Then, print the starting date (**du**) and ending date (**au**) with the day-month-year format. If applicable, print the pass serial number (**Numéro de Carte**) on the ticket.

Zones 1-3 (Central Paris)

Zones 1-5 (Paris + Suburbs + Airports)

1 day	12.00€	1 day	25.25€
2 days	19.50€	2 days	38.35€
3 days	26.65€	3 days	53.75€
5 days	38.35€	5 days	65.80€

## NAVIGO DECOUVERTE PASS

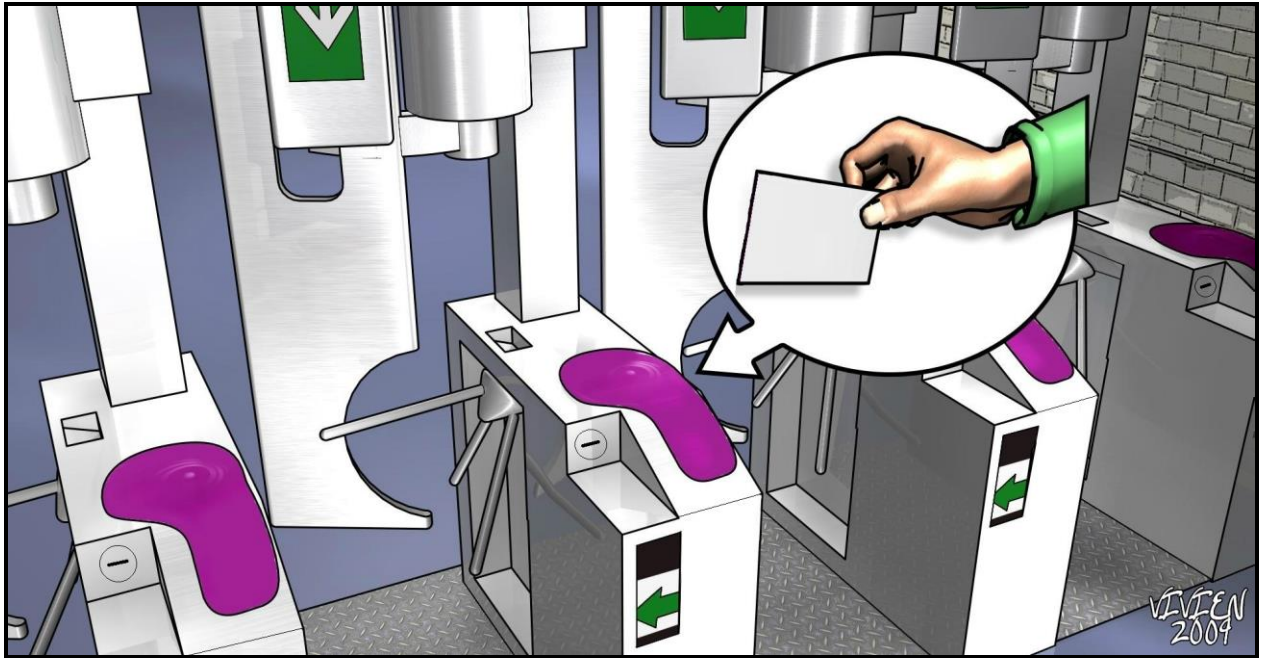
The Navigo Découverte Pass is for tourists. Do not confuse it with the Navigo Pass which is for residents.

The Navigo Découverte Pass is a reloadable smart card that allows unrestricted travel on the Metro for one week (valid Monday through Sunday) or one month (valid from the first to last day of the month).

You can purchase it for 5.00€ at the Metro Services Counter. A weekly downloaded pass (**une semaine**) with All Zones 1-5 costs 22.80€. A monthly downloaded pass (**un mois**) with All Zones 1-5 costs 75.20€.

Both weekly and monthly passes are valid for central Paris and the surrounding suburbs, except on the Orlyval. They are non-transferable and non-refundable.

To validate your pass, print your last name (**NOM**) and your first name (**Prénom**) on the pass. Then, supply a passport photo to be used on the pass. If you don't have one, you can usually find an automated photo booth at major Metro stations.



How to use: Go to the Metro entrance turnstile. Scan your Navigo Découverte Pass on the purple bullseye and listen for the chime sound signifying that your card has been accepted.

Continue through the turnstile and find your Metro line number and color with corresponding END STATION.



## **METRO SERVICES COUNTER**

The Metro Services Counter is your help desk.

Located near the turnstile entrances, you'll find a knowledgeable agent ready to answer your Metro questions, for example: using the ticket vending machine, purchasing a pass with a credit card, or resolving after-sales problems with your ticket or pass.

Remember, there's no such thing as a silly question. The Metro Services Counter is at your service!



